



Fastmarkets Dashboard Release Notes

1 March 2021

Version 1.65.7155

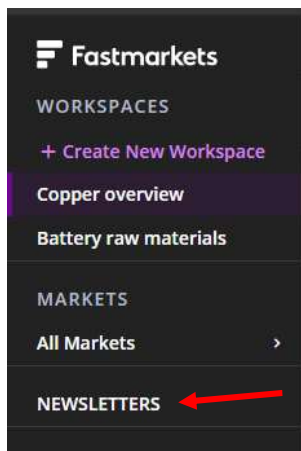
What's New?

New Features

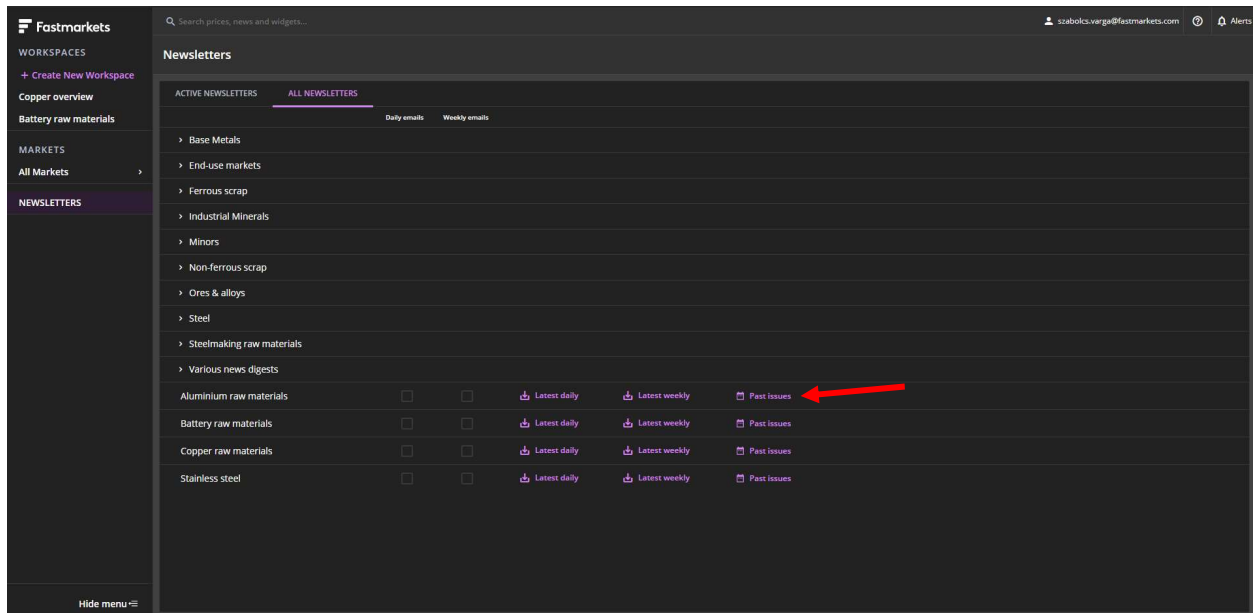
This release of the Fastmarkets Dashboard includes new functionality and features such as newsletters archive, monthly averages in newsletters, scheduling and batching of email alerts for a group of prices, alert editing and management, pinning market pages, PDF export for all widget types and handling of discontinued prices.

How to view newsletter archive?

Select NEWSLETTERS in the left side panel to open the Newsletter Centre.

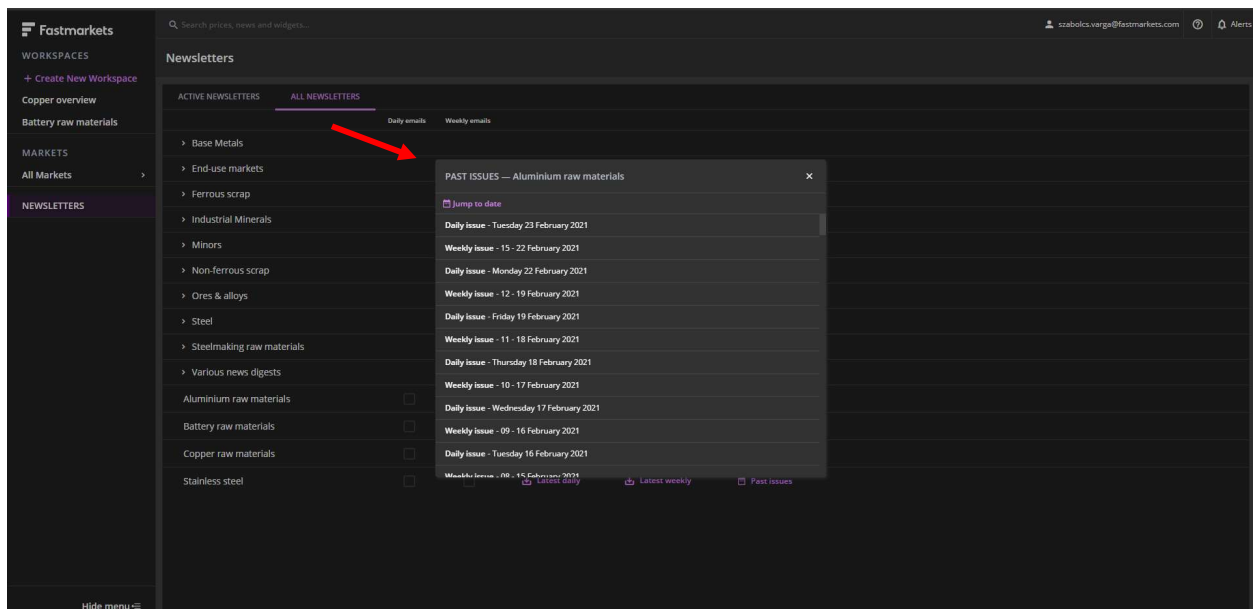


Select "Past issues" for any newsletter.



A new dialog will open where you can scroll down to the date you are looking for. This list contains both daily and weekly newsletters in reverse chronological order. Daily newsletters are marked with a single date (e.g. 23 February 2021). Weekly newsletters are marked with the period they cover (e.g. 12 – 19 Feb 2021).

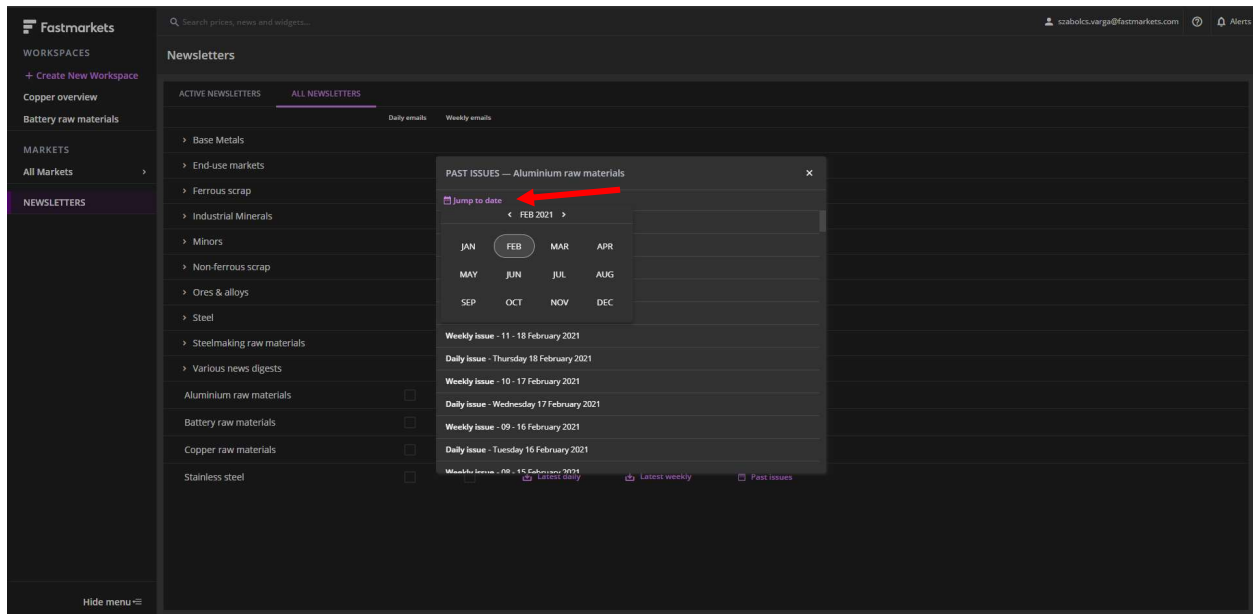
(Please note that this screenshot was taken in the test environment where weekly newsletters were generated on a daily basis for testing purposes. In the Live environment, there will be only one weekly newsletter per week published on Friday).



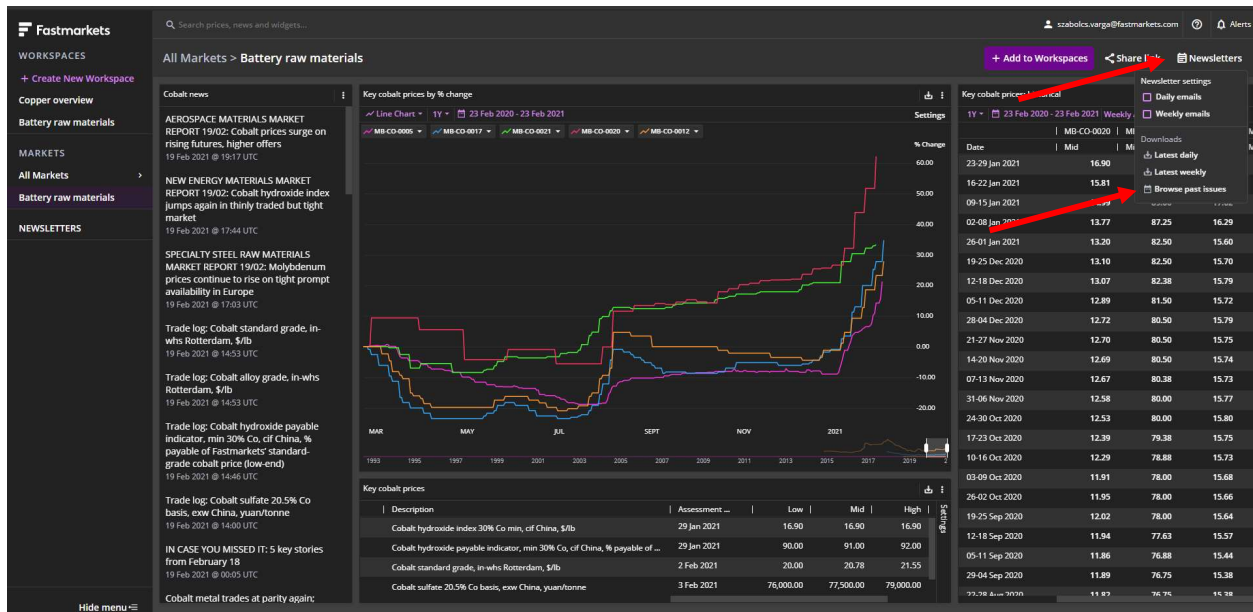
Alternatively, you can use the “Jump to date” functionality. Selecting a month will filter the list of issues to only show newsletters which were published inside the selected month.

Newsletters published outside the selected month are not shown, even when there is overlap for weekly issues (for example, a weekly issue that starts in January and ends in February will only be shown when the list is filtered to February). Please note newsletters are only available from 6th October 2020 - the launch of this functionality.

A ‘Remove filter’ button is also shown. Clicking this will remove the filter and show all available newsletters.



You can access the Newsletter archive directly from the market page as well. Select the Newsletter button on the top right corner and select Browse past issues from the dropdown.



The screenshot shows the Fastmarkets interface for 'Battery raw materials'. On the right side, there is a 'Newsletters' button. A dropdown menu is open, showing options for 'Daily emails' and 'Weekly emails'. Under 'Weekly emails', there are links for 'Latest daily', 'Latest weekly', and 'Browse past issues'. A red arrow points from the 'Newsletters' button to the 'Browse past issues' link.

How to view monthly averages in newsletters?

Two new columns have been added to the daily and weekly newsletters. In the PDF newsletter, you can find these two columns on the right hand side of the price table. The new columns have also been added to the Email notification pricing tables.

“Monthly Average” displays the latest monthly average Low and High prices. If the Low and the High prices are the same, only a single price will be displayed (see top example below)

“Month” displays the month the price refers to. (e.g. Jan 2021)

Key cobalt prices

Symbol	Description	Date	Price	+/-	Month	Monthly Average
MB-CO-0020	Cobalt hydroxide index 30% Co min, cif China, \$/lb	29 Jan 2021	16.9	6.89%	Jan 2021	15.37
MB-CO-0021	Cobalt hydroxide payable indicator, min 30% Co, cif China, % payable of Fastmarkets' standard-grade cobalt price (low-end)	29 Jan 2021	90 - 92	0.28%	Jan 2021	87.39 - 89.5
MB-CO-0005	Cobalt standard grade, in-whs Rotterdam, \$/lb	02 Feb 2021	20 - 21.55	4.66%	Jan 2021	17.31 - 17.92
MB-CO-0017	Cobalt sulfate 20.5% Co basis, exw China, yuan/tonne	03 Feb 2021	76000 - 79000	5.44%	Jan 2021	64222.22 - 66444.44
MB-CO-0012	Cobalt tetroxide 72.6% Co min, delivered China, yuan/tonne	03 Feb 2021	270000 - 280000	3.77%	Jan 2021	233333.33 - 242777.78

How to schedule and batch email alerts?

In previous versions of the dashboard, users were able to set up price alerts in such a way that an individual email was sent each time the alert was triggered. This led to a high number of emails in the users' mailboxes when a group of prices were published. Also, if someone was looking for a specific price, they had to manually open every alert email to find the price they were looking for.

In order to address these issues, the new version of the dashboard allows users to schedule and batch email alerts for a group of prices.

In Step 3 of the Price Group alert setup process, you can find the new controls under "Delivery method".

CREATE NEW ALERT ×

Selected filters: Commodity: Aluminium

Alert Type:

- Assessment Published Alert**
Notify me when a price assessment is published matching the selected filters
- Price Change Alert**
Notify me when a price matching the selected filters changes from the previous assessment
- Advanced Alert**
Notify me when a price matching the selected filters reaches these criteria:

Delivery method:

- Notification in dashboard** Show a notification in the dashboard
- Email** Send an email update
 - Combine into a single email** *once a day* at ⓘ
 - Every time a matching price is published

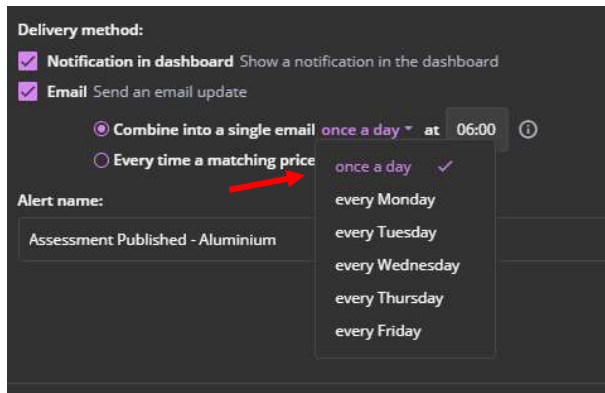
Alert name:

Step 3 of 3 Progress bar Previous Confirm

Under the 'Email' delivery option, there are two options to select delivery frequency

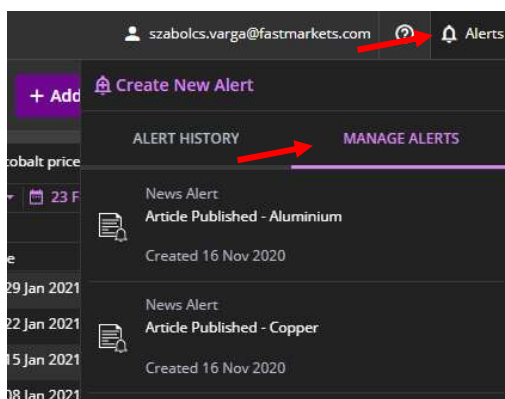
- Combine into a single email (i.e. as a “batched email”)
- Every time a matching price is published

Under the “Combine into a single email” option, there is a dropdown to specify whether to receive on a daily basis or a specific week day. You can also select the time that the email will be delivered. The time will be set depending on your time zone. 06:00 is the default time.

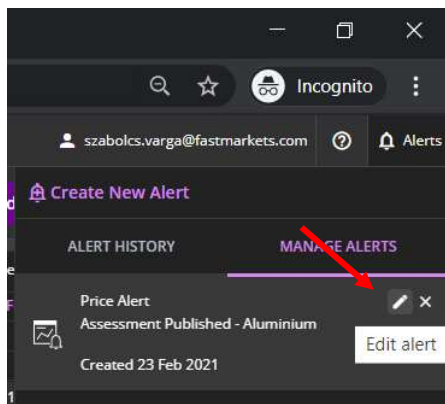


How to edit an existing alert?

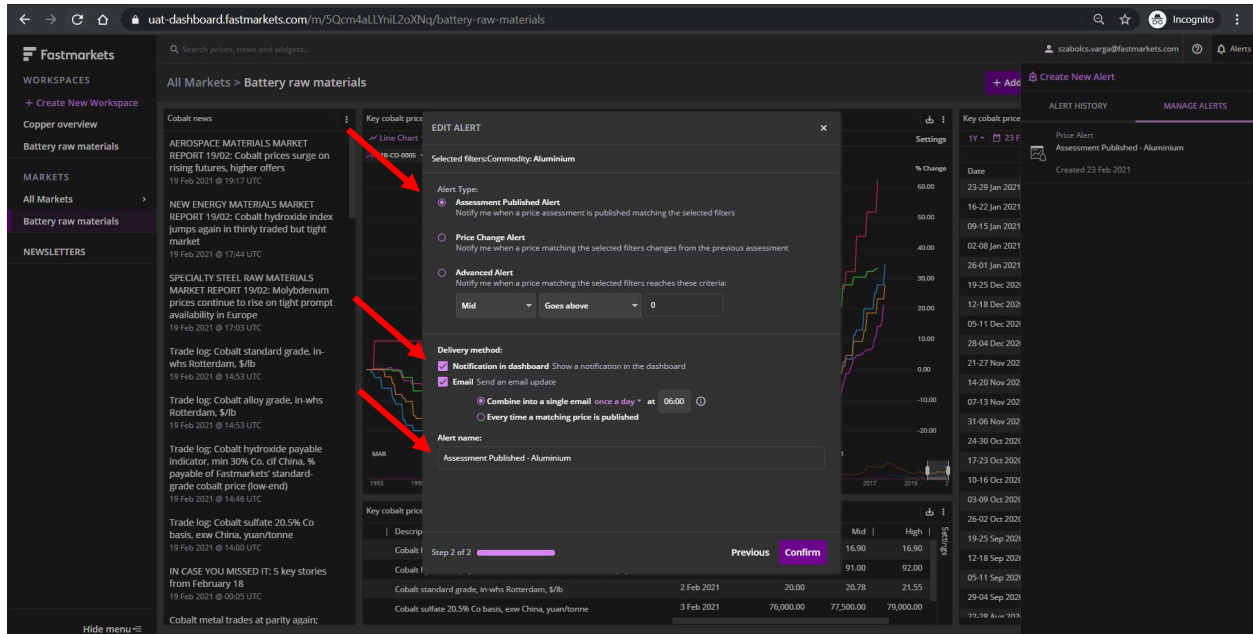
This version of the Dashboard introduced the ability to edit alerts. You can re-open the alert setup dialog, make some changes and save it again. In order to edit an existing alert, select the Alerts button, then Manage alerts tab.



Hovering over the alert, you can see the Edit alert (pencil) icon.



Selecting this icon, the alert setup process flow will open and you will be able to make changes directly to the alert. You can change when the alert is triggered, the Delivery method or the Alert name.



By selecting “Previous”, you can go back to the search view and change the searches that you used to define your alert.

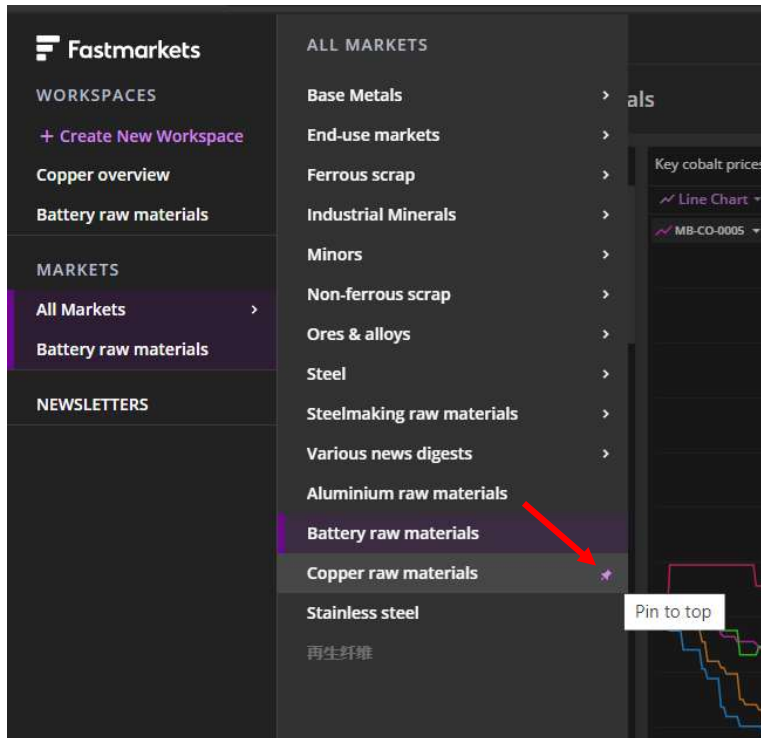
Please note that you cannot change the Alert Type (e.g. you cannot change a Single price alert to a Group price alert). In order to do that, you need to create a new alert.

Please also note that you won’t be able to edit alerts that you have set up in the past. Editing works only with those alerts that you created within this new version of the dashboard.

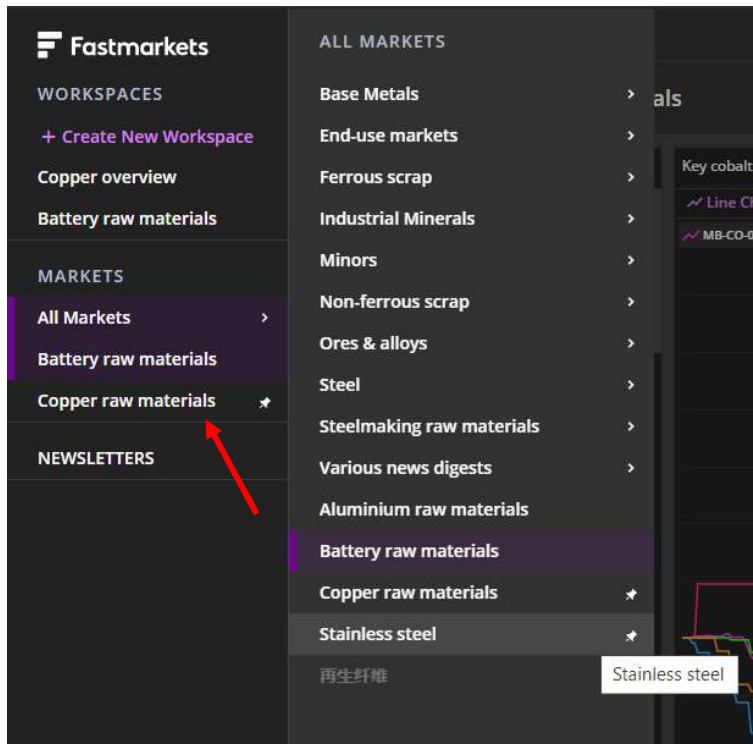
How to pin a market page?

The new version of the dashboard allows you to access your favorite market pages by pinning them to the sidebar. From the sidebar you can then access them with a single click from anywhere in the dashboard.

Hovering over any market page will show the Pin icon.



Clicking a Pin icon will pin that page to the sidebar.

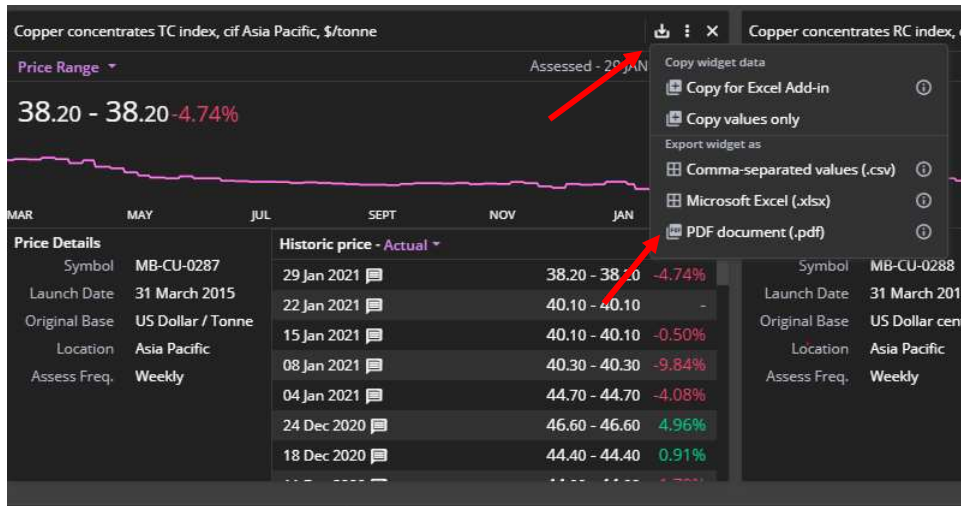


Once an item is pinned, the pin icon is shown next the name in the sidebar and in the markets menu. Clicking on the pin icon again will unpin it and remove it from the sidebar. You can pin up to 16 market pages to the sidebar. Once it's reached, the pin button will be disabled. In terms of the sequence of pinned market pages, the most recently pinned will be at the bottom.

How to export widgets as PDF?

In previous versions of the dashboard, PDF exporting was only available for Chart widgets. In the current version, this functionality has been extended to all widget types.

Select the Export options button at the top right hand corner of the widget and select PDF document.



The screenshot shows a dashboard widget for 'Copper concentrates TC index, cif Asia Pacific, \$/tonne'. The current price is 38.20, down from 38.20 (-4.74%). A red arrow points to the 'Export widget as' menu, which includes the option 'PDF document (.pdf)'. Below the chart is a table of historical prices.

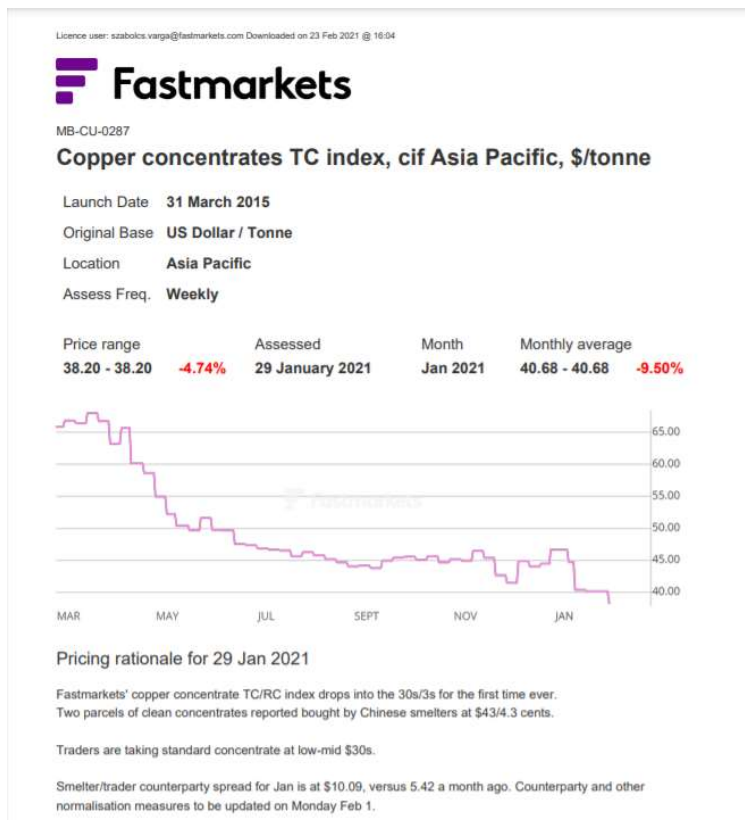
Date	Price Range	% Change
29 Jan 2021	38.20 - 38.20	-4.74%
22 Jan 2021	40.10 - 40.10	-
15 Jan 2021	40.10 - 40.10	-0.50%
08 Jan 2021	40.30 - 40.30	-9.84%
04 Jan 2021	44.70 - 44.70	-4.08%
24 Dec 2020	46.60 - 46.60	4.96%
18 Dec 2020	44.40 - 44.40	0.91%

Price Tile widget

The PDF export will display

- The symbol, the description, the price details (such as launch date, base currency, location, assessment frequency)
- The price range, the assessment period and the latest monthly average.
- The chart from the widget
- The pricing rationale (if there is any for the given assessment date)

Please note that historical data can only be exported using the Export to Excel functionality.



Multi price table

The PDF export will display the symbol, description, assessment date, price or price range, change and monthly average.

Please note that if you manually re-order the rows, that will be reflected in the PDF export. But if you sort the table on a given column, that will not be reflected.

Licence user: szabolcs.varga@euromoneyplc.com Downloaded on 24 Feb 2021 @ 15:42



Untitled widget 2

Symbol	Description	Date	Price	+/-	Month	Monthly average
MB-AL-0364	Aluminum scrap 63S aluminum solids, dealer buying price, delivered to yard US, US cents/lb	1 Feb 2021	59.00	7.27%	Jan 2021	54.50
MB-AL-0371	Aluminum scrap painted aluminum siding, dealer buying price, delivered to yard US, US cents/lb	1 Feb 2021	40.00	5.26%	Jan 2021	39.00
MB-AL-0367	Aluminum scrap litho sheets, dealer buying price, delivered to yard US, US cents/lb	1 Feb 2021	60.00	3.45%	Jan 2021	59.00
MB-AL-0372	Aluminum scrap segregated low copper clips, dealer buying price, delivered to yard US, US cents/lb	1 Feb 2021	43.00	7.50%	Jan 2021	40.00

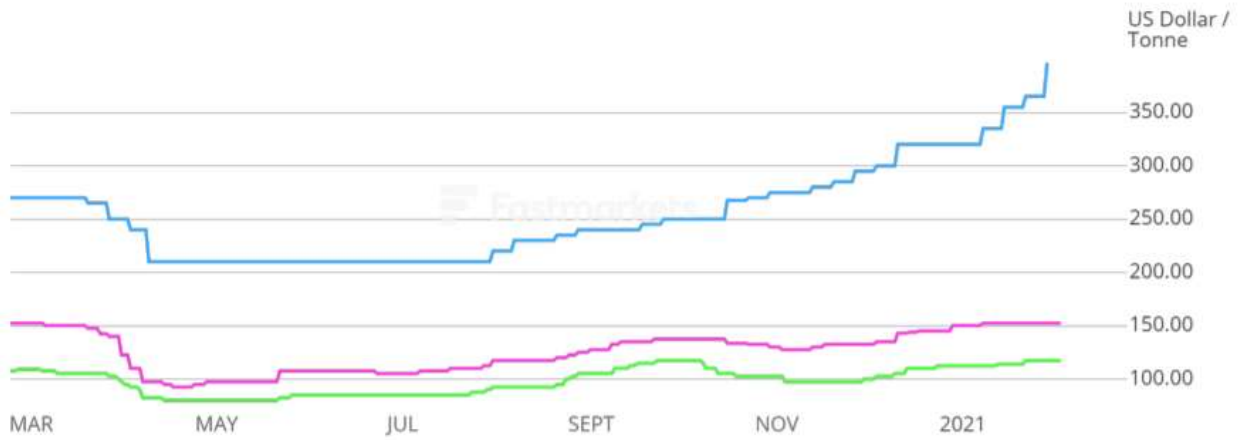
Chart widget

Licence user: szabolcs.varga@euromoneyplc.com Downloaded on 24 Feb 2021 @ 15:49



Untitled widget 4

- Mid MB-AL-0004 - Aluminium P1020A premium, in-whs dp Rotterdam, \$/tonne
- Mid MB-AL-0002 - Aluminium 6063 extrusion billet premium, in-whs dp Rotterdam, \$/tonne
- Mid MB-AL-0346 - Aluminium P1020A premium, in-whs dup Rotterdam, \$/tonne




Historic price table

Please note that the PDF extract can display up to 6 symbols. If there are more than 6 symbols in the widget, the extract will only take the first 6 from the table.

Given this restriction, we recommend using the export to Excel functionality for more complex price manipulations.

Licence user: szabolcs.varga@euromoneyplc.com Downloaded on 25 Feb 2021 @ 16:56 1



Untitled widget 5

25 Feb 2020 - 25 Feb 2021

Date	Price	MB-AL-0319	MB-AL-0329	MB-AL-0316	MB-AL-0021	MB-AL-0004	MB-AL-0022
25 Feb 2021	Mid	205.00	130.00	205.00	315.00	152.50	200.00
24 Feb 2021	Mid	205.00	130.00	205.00	315.00	152.50	200.00
23 Feb 2021	Mid	205.00	130.00	205.00	315.00	152.50	200.00
22 Feb 2021	Mid	205.00	130.00	205.00	315.00	152.50	200.00
19 Feb 2021	Mid	205.00	130.00	205.00	315.00	152.50	200.00
18 Feb 2021	Mid	205.00	130.00	205.00	315.00	152.50	200.00
17 Feb 2021	Mid	205.00	130.00	205.00	315.00	152.50	200.00
16 Feb 2021	Mid	205.00	130.00	205.00	315.00	152.50	200.00

How will discontinued prices be handled in the dashboard?

Please note from time to time Fastmarkets may adjust prices contained in the price packages by launching new or discontinuing prices. Once a pricing notice has been issued and the price is discontinued it will remain available in the Dashboard for 30 days before being removed. During the 30 days you will see the following icon to denote it has been discontinued:


Structural plate

Description	Symbol	Ass...
Montreal Cut structural/plate 5ft. max. dealer selling price Canadi...	MB-ST...	8 Oct 2...

This price is discontinued

When no longer available in the Dashboard you will see this message:

Lithium prices (Europe and US)

Description	Symbol	Assessment D...	Low
Lithium carbonate 99% Li2CO3 min, technic...	MB-LI-0018	27 Jan 2021	7.50
Lithium carbonate 99% Li2CO3 min, technic...	MB-LI-0019	28 Jan 2021	7.00
 You do not have access to MB-LI-0006 . This could be because the price is no longer published or your subscription might be expired.			
Lithium carbonate 99.5% Li2CO3 min, batter...	MB-LI-0022	27 Jan 2021	8.50
Lithium carbonate 99.5% Li2CO3 min, batter...	MB-LI-0023	28 Jan 2021	7.50
 You do not have access to MB-LI-0004 . This could be because the price is no longer published or your subscription might be expired.			
Lithium hydroxide monohydrate 56.5% LiOH...	MB-LI-0024	27 Jan 2021	10.00
Lithium hydroxide monohydrate 56.5% LiOH...	MB-LI-0025	28 Jan 2021	10.00
Lithium hydroxide monohydrate 56.5% LiOH...	MB-LI-0020	27 Jan 2021	8.50
Lithium hydroxide monohydrate 56.5% LiOH...	MB-LI-0021	28 Jan 2021	9.00

To access Fastmarkets pricing notices please click here:

<https://www.fastmarkets.com/about-us/methodology/price-notices/1>

Known issues

There are no known issues with this release.

Breaking Changes

There are no breaking changes with this release.

Previous Versions

Fastmarkets Excel Add Version	Release Date
Fastmarkets Dashboard v 1.64.6623	December 2021
Fastmarkets Dashboard v 1.6.6226	October 2020
Fastmarkets Dashboard v 1.5.5004	May 2020
Fastmarkets Dashboard v 1.4.971	January 2020
Fastmarkets Dashboard v 1.4.917	December 2019
Fastmarkets Dashboard v 1.4.819	November 2019

Further help

If after reading these instructions you have further questions about how to use the Fastmarkets Dashboard, please contact our Customer Success teams or for access/order queries our Client Services team:

- **Europe, Middle East and Africa: +44 20 3855 5581**
- **Asia: +65 3157 4218**
- **Americas: +1 708 329 2641**
- **Customer Success Email: customersuccess@fastmarkets.com**
- **Client Services Email: client.services@fastmarkets.com**

For more information on Fastmarkets' products and services, please use the following links:

- **Pricing data:** <https://www.fastmarkets.com/what-we-do/pricing-data>
- **Pricing notices:** <https://www.metalbulletin.com/about-us/methodology/pricing-notice>
or <https://www.amm.com/News/PricingNotices.html>
- **Methodology:** <https://www.fastmarkets.com/about-us/methodology>
- **Data Licensing:** <https://www.fastmarkets.com/solutions/data-licensing>